

How to Sort and Throw Out Garbage Guidebook Digest

3 Rules of Garbage Disposal

- Place** Throw out your garbage at the place determined by your local neighborhood association.
- Items** Use this guidebook to sort your garbage properly.
- Time** Throw out **between sunrise and 8:30 a.m.** on the designated day in each area.

Proper

⚠ If you have a lot of garbage to throw out at one time, bring it directly to your closest disposal center.

Disposal centers where you can bring your garbage

- C** Nishio Clean Center
- F** Final disposal site for general waste
- R** Permanent recycling station
- P** Pickup point (collection boxes at supermarkets, public facilities, electronics stores, etc.)

In addition to the contents of this digest-version guidebook, you can receive useful information, including a "Garbage Collection Calendar," "Sorting Guide," "Garbage Quiz," and "Facility Guide."

Garbage collection free app "3R" for Nishio

This icon serves as the approved mark

Can also be downloaded from here

For iPhone For Android

(Also available in English, Chinese, Portuguese, and Vietnamese)

For inquiries about garbage, contact the Nishio City Garbage Reduction Division (inside the Nishio Clean Center)

Tel: (0563)34-8113 Fax: (0563)34-8115

Issued by Nishio City, March 2019

Garbage collected at garbage stations (and some recycling stations)

Burnable garbage

Place in designated bag for disposal.

Raw garbage, Disposable lighters, Soiled paper, Carpet, nets, sheets, Leather, rubber products, items that include a small amount of metal, Plastic products, Leaves and grass, Aluminum-foil pans used for udon stew, etc.

Twice a week **C**

Caution

- Drain any liquid from raw garbage.
- Flush excrement in diapers down the toilet.
- Remove metal parts if possible.
- Cut up long items (rope, etc.) into 50 cm or smaller pieces.
- Items that do not fit into the designated bags must be disposed of as "oversized garbage."

Unburnable garbage

Place in designated bag for disposal.

<Nishio District>

(1) Other metal products **C**

(2) Landfill garbage (small amount) **F**

Metal toys, Sharp objects such as kitchen knives, scissors, recreational knives, and razors, Mirrors, Heat-resistant glass, Rice bowls, Flower pots

<Isshiki, Kira, and Hazu Districts>

Place in the correct baskets at the recycling station.

Twice a month **C**

Caution

- Sharp objects (cutting tools, etc.) are dangerous and should be wrapped in paper.
- Needles (and thumbtacks, razors, etc.) are dangerous and should be placed in an envelope.
- Overlong items should be folded as much as possible before disposal.
- Items that do not fit into the designated bags must be disposed of as oversized garbage (umbrellas with their handles sticking out of the bag will be accepted).
- Items that are at least 90% metal should be disposed of as "metal items such as pots & pans."
- Small electrical items that run on electricity or batteries should be disposed of as "small electrical appliances."

Caution

- Take home any paper, etc., used to wrap broken items (glass or ceramics).
- If you have a lot of garbage to dispose of at one time, take it directly to the final disposal site.

Garbage collected at recycling stations

Plastic containers and packages

Waste plastic

Plastic products → Burnable garbage

Example: Buckets, hangers, toys

Plastic containers and packages

Items that contained goods (containers) or items in which goods were wrapped (wrappings) and that did not need to be kept after the goods were removed (or used)

Plastic products

Example: Buckets, hangers, toys

Once a week **C**

- Disposable shopping bags
- Frozen food bags
- Instant noodle packets, etc.
- Tea packets
- Plastic bags
- Rice bags
- Candy packets
- Ice cream containers
- Probiotic drink containers
- Cup noodle containers, etc.
- Custard and jelly containers
- Cup-size instant food containers
- Detergents and softeners
- Shampoos and conditioners
- Cooking oil
- Condiments
- Etc.

Caution

- Soiled items should be disposed of as "burnable garbage."
- Plastic items should be disposed of as "burnable garbage."
- Do not insert PET bottles in these bags.

Garbage collected at recycling stations

Empty cans

Drink or food cans and metal caps

Twice a month **C** **R**

Blue basket

Metal items such as pots & pans

Items that are at least 90% metal

Aluminum, copper, stainless steel, iron—the material is irrelevant. Items not used in the kitchen can also be disposed of here.

Twice a month **C** **R**

Gray basket

Caution

- Water-resistant paper, carbon paper, and soiled paper should be disposed of as burnable garbage.

Paper

Bind each type separately for disposal.

Newspapers, Magazines, Cardboard, Cartons, Miscellaneous recyclable paper

Twice a month **C** **R**

Caution

- Water-resistant paper, carbon paper, and soiled paper should be disposed of as burnable garbage.

Garbage collected at pickup points

PET bottles

Drink, liquor, soy sauce, condiment containers

Twice a month **P** **C** **R**

Caution

- Only items bearing this mark
- Labels and caps should be disposed of as "plastic containers and packages."
- Soiled items should be disposed of as "burnable garbage."

Dry-cell batteries, fluorescent tubes, mercury thermometers

Dry-cell batteries, Mercury thermometers, Fluorescent tubes

Twice a month **P** **C** **R**

Caution

- Dispose of only unbroken items. Broken items should be disposed of as "landfill garbage."
- Light bulbs should be disposed of as "landfill garbage."

Empty bottles

Divided according to color

Brown, Clear, Other

Twice a month **C** **R**

Orange basket

Small electrical appliances

Small electrical items that run on electricity or batteries

Fan heaters, Hair driers, Game devices, Game software, Video recorders, Laptop computers, Irons

Twice a month **C** **R**

Green basket

Caution

- TVs, air conditioners, fridges, freezers, washing machines, and clothes driers cannot be disposed of here.

Spray cans

Spray cans, cassette-type gas canisters, etc.

Caps → Plastic containers and packages

Twice a month **C** **R**

Yellow basket

Caution

- Make sure to empty the can and punch a hole in it to let the gas escape.

Cloth

Clothes, sweaters, blankets, etc.

Twice a month **R**

Caution

- Isshiki, Kira and Hazu Districts only
- Padded garments, lace, soiled items, etc., should be disposed of as "burnable garbage."

White trays

White polystyrene trays

Twice a month **P** **C** **R**

Caution

- Colored or patterned trays should be disposed of as "plastic containers and packages."
- Soiled items should be disposed of as "burnable garbage."

Tempura waste oil

Vegetable oils only

Twice a month **R**

Caution

- In addition to the one at City Hall, there are 3 other permanent recycling stations.
- Tempura waste oil is collected at recycling stations in the Isshiki District only.

Put in a PET bottle, etc., for disposal.

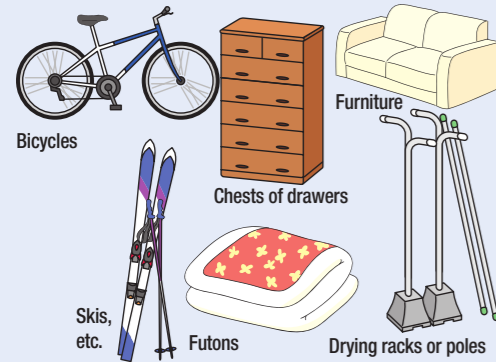
Remove any solid matter from the oil.

Cool the oil and put it in a PET bottle.

The following items cannot be disposed of at garbage stations.

Oversized garbage

Items that do not fit in designated bags or baskets



Drop off (bring in) yourself

Bring to the Nishio Clean Center.
 Fee: Free up to 100 kg;
 70 yen per 10 kg over 100 kg

Caution

The order for dropping off garbage is "burnable garbage," "garden waste," "unburnable garbage." Garden waste is recycled. If possible, please avoid mixing your garbage when bringing it in yourself.

Have it collected (door-to-door service; fee is charged)

(1) Apply.

Where to apply: Garbage Reduction Division, city hall branch offices (application by phone is permitted)

Fee: 1,000 yen per item (up to 5 items can be collected at one time) As of March 31, 2019

Collection day: Thursday (Nishio) or Friday (Isshiki, Kira, Hazu) of the week following application

Caution: Items larger than 2 m x 1 m x 1 m or weighing more than 80 kg might not be able to be collected. Bring in your garbage by yourself, or consult with a licensed general waste collection and transportation operator.

(2) Purchase an oversized garbage collection ticket (sticker).

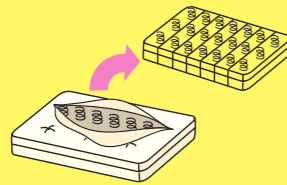
Where to purchase: Garbage Reduction Division, city hall branch offices, Nishi Mikawa Agricultural Cooperative (JA) branches

(3) Attach the oversized garbage collection ticket (sticker) to your oversized garbage.

Caution: Place your oversized garbage at the door or gate of your house that faces a public road by 8:30 a.m. on collection day. Garbage cannot be collected from inside your house, nor can you specify a time for collection.

Caution

Remove the springs from spring mattresses before disposal.

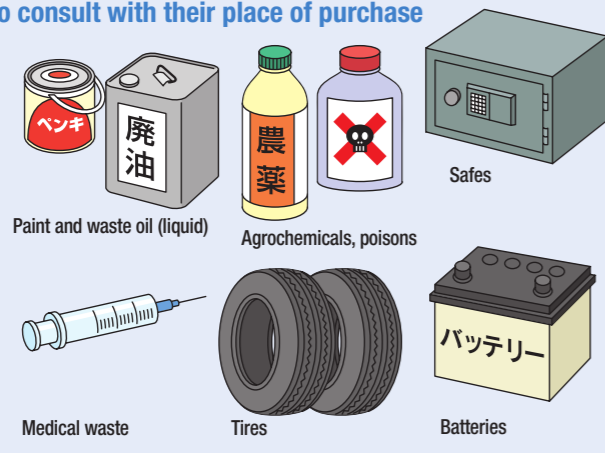


*Please try to reduce garbage by passing on reusable items or selling them to recycling shops.

Items that cannot be handled by Nishio City

Items about which to consult with their place of purchase

- Cars and motorbikes, and their parts
- Slate and drywall
- Electric water heaters, boilers, solar heaters, solar panels



Disposing of fire extinguishers

● Please bring in to or request collection from the Nishio Fire Equipment Inspection Cooperative (Tel. 0563-54-4440)

Disposing of LP gas

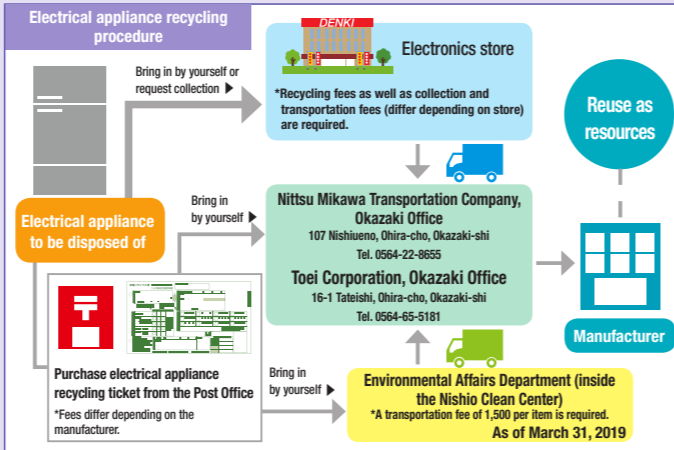
● Aichi Prefecture LP Gas Association (Tel. 052-261-2896)

Specified electrical appliances

Target items and recycling fees

Item	TVs	Air conditioners	Fridges, freezers	Washing machines, clothes driers
Recycling fee (guide)	15-inch or smaller From 1,200 yen (excluding tax)	From 900 yen (excluding tax)	170ℓ or smaller From 3,400 yen (excluding tax)	From 2,300 yen (excluding tax)
	16-inch or larger From 2,200 yen (excluding tax)		171ℓ or larger From 4,300 yen (excluding tax)	

As of March 31, 2019



Caution Disposal requires the payment of a recycling fee and transportation to the designated place.

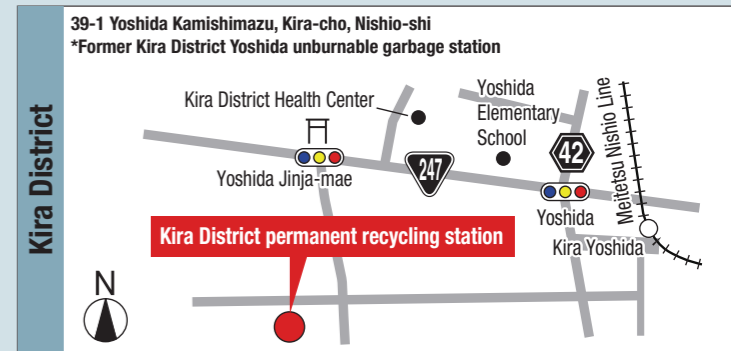
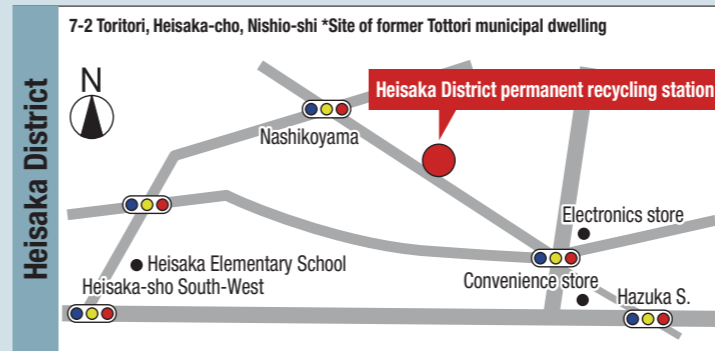
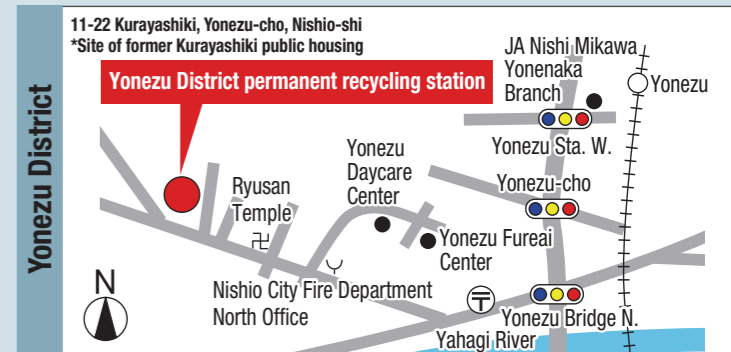
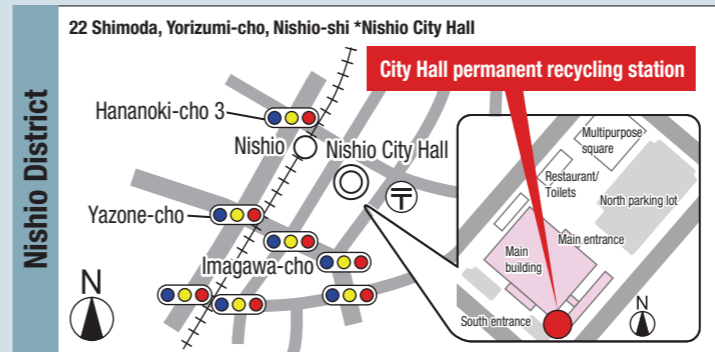
Business-related garbage

○ All garbage generated from business activities is known as business-related garbage and cannot be disposed of at garbage stations. Businesses are responsible for disposing of this garbage appropriately in accordance with the law. (Example) Garbage from companies, stores, factories, agriculture and fishing activities, hospitals, hairdressers, welfare facilities, hotels, etc. For details, call the Garbage Reduction Division or Aichi Prefecture Industrial Waste Association on 052-332-0346.

Disposal centers where you can bring your garbage

R Permanent recycling station ● Opening hours Daily:10:00 a.m. to 7:00 p.m. (Closed December 31 to January 3)

- Disposable items: Empty cans, empty bottles, metal items such as pots & pans, small electrical appliances, paper, spray cans, cloth, PET bottles, white trays, dry-cell batteries, fluorescent tubes, tempura waste oil (except Nishio District)



C Nishio Clean Center

TEL.0563-34-8112 65 Oiwayama, Okayama, Kira-cho

- Disposable items: burnable garbage, unburnable garbage, recyclables

● Opening hours Monday to Friday (also open on public holidays)
 8:30 a.m. to 12:00 p.m.
 1:00 p.m. to 4:00 p.m.
 Saturdays (excl. public holidays)
 8:30 a.m. to 11:30 a.m.

● Fees : Up to 100 kg; free
 Over 100 kg; 70 yen per 10 kg

Caution Be sure to sort your garbage. Unsorted garbage may be refused.



F Final disposal site for general waste ● Garbage may be refused depending on its type and size. Contact the final disposal site before bringing in your garbage.

- Disposable items: landfill garbage ● Fee: Free up to 100 kg; 70 yen per 10 kg over 100 kg

