

How to Sort and Throw Out Garbage Guidebook Digest

3 Rules of Garbage Disposal

Proper

- Place** Throw out your garbage at the place determined by your local neighborhood association.
- Items** Use this guidebook to sort your garbage properly.
- Time** Throw out between sunrise and 8:30 a.m. on the designated day in each area.

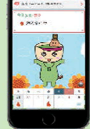
⚠ If you have a lot of garbage to throw out at one time, bring it directly to your closest disposal center.

Disposal centers where you can bring your garbage

- Ⓒ Nishio Clean Center Ⓕ Final disposal site for general waste Ⓖ Permanent recycling station
Ⓓ Pickup point (collection boxes at supermarkets, public facilities, electronics stores, etc.)

In addition to the contents of this digest-version guidebook, you can receive useful information, including a "Garbage Collection Calendar," "Sorting Guide," "Garbage Quiz," and "Facility Guide."

Garbage collection free app "3R" for Nishio



This icon serves as the approved mark



(Also available in English, Chinese, Portuguese, and Vietnamese)

For inquiries about garbage, contact the Nishio City Garbage Reduction Division

Tel: (0563) 65-3883 Fax: (0563) 65-3880

Issued by Nishio City, April 2025

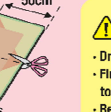

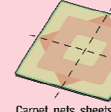
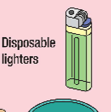
Burnable garbage

Twice a week
Ⓒ

Place in designated bag for disposal.



Raw garbage
Leather, rubber products, items that include a small amount of metal



Caution

- Drain any liquid from raw garbage.
- Flush excrement in diapers down the toilet.
- Remove metal parts if possible.
- Cut up long items (rope, etc.) into 50 cm or smaller pieces.
- Items that do not fit into the designated bags must be disposed of as "oversized garbage."

Unburnable garbage

Twice a month
Ⓒ

<Nishio District>
Place in designated bag for disposal.




(1) Other metal products

Ⓒ



Metal toys



Sharp objects such as kitchen knives, scissors, recreational knives, and razors

(2) Landfill garbage (small amount)

Ⓕ



Heat-resistant glass



Mirrors



Rice bowls



Flower pots

Caution

- Sharp objects (cutting tools, etc.) are dangerous and should be wrapped in paper.
- Needles (and thumbtacks, razors, etc.) are dangerous and should be placed in an envelope.
- Overlong items should be folded as much as possible before disposal.
- Items that do not fit into the designated bags must be disposed of as oversized garbage (umbrellas with their handles sticking out of the bag will be accepted).
- Items that are at least 50% metal should be disposed of as "metal items such as pots & pans."
- Small electrical items that run on electricity or batteries should be disposed of as "small electrical appliances."

Caution

- Take home any paper, etc., used to wrap broken items (glass or ceramics).
- If you have a lot of garbage to dispose of at one time, take it directly to the final disposal site.

Plastic containers and packages

Once a week
Ⓒ



Plastic containers and packages

Items that contained goods (containers) or items in which goods were wrapped (wrappings) and that did not need to be kept after the goods were removed (or used)

Plastic products

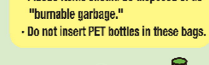
Example: Buckets, hangers, toys



Colored trays used for delicatessen foods
Convenience store lunch box containers
Polystyrene containers, etc.



Disposable shopping bags
Tea packets
Plastic bags
Frozen food bags
Rice bags
Candy packets
Instant noodle packets, etc.



Detergents and softeners
Shampoos and conditioners
Cooking oil
Condiments
Etc.



Ice cream containers
Probiotic drink containers
Custard and jelly containers
Cup-size instant food containers
Cup noodle containers, etc.

Caution

- Soiled items should be disposed of as "burnable garbage."
- Plastic items should be disposed of as "burnable garbage."
- Do not insert PET bottles in these bags.

Empty cans

Twice a month
Ⓒ Ⓖ

Blue basket



Metal items such as pots & pans

Twice a month
Ⓒ Ⓖ

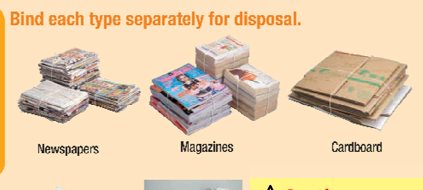
Gray basket



Paper

Twice a month
Ⓒ Ⓖ

Yellow basket



PET bottles

Ⓒ Ⓖ

Yellow basket



White trays

Ⓒ Ⓖ

Yellow basket



Vegetable oils only

Ⓒ Ⓖ

Yellow basket



Tempura waste oil

Ⓒ Ⓖ

Yellow basket



Small electrical appliances

Ⓒ Ⓖ

Green basket



Divided according to color

Ⓒ Ⓖ

Orange basket



Items that are at least 90% metal

Ⓒ Ⓖ

Gray basket



Bind each type separately for disposal.

Ⓒ Ⓖ

Yellow basket



Caution

Ⓒ Ⓖ

Yellow basket



Caution

Ⓒ Ⓖ

Yellow basket



Caution

Ⓒ Ⓖ

Yellow basket



Caution

Ⓒ Ⓖ

Yellow basket



Caution

Ⓒ Ⓖ

Yellow basket



Caution

Ⓒ Ⓖ

Yellow basket



Caution

Ⓒ Ⓖ

Yellow basket



Caution

Ⓒ Ⓖ

Yellow basket



Caution

Ⓒ Ⓖ

Yellow basket



Caution

Ⓒ Ⓖ

Yellow basket



Caution

Ⓒ Ⓖ

Yellow basket



Caution

Ⓒ Ⓖ

Yellow basket



Caution

Ⓒ Ⓖ

Yellow basket



Caution

Ⓒ Ⓖ

Yellow basket



Caution

Ⓒ Ⓖ

Yellow basket



Caution

Ⓒ Ⓖ

Yellow basket



Caution

Ⓒ Ⓖ

Yellow basket



Caution

Ⓒ Ⓖ

Yellow basket



Caution

Ⓒ Ⓖ

Yellow basket



Caution

Ⓒ Ⓖ

Yellow basket



Caution

Ⓒ Ⓖ

Yellow basket



Caution

Ⓒ Ⓖ

Yellow basket



Caution

Ⓒ Ⓖ

Yellow basket



Caution

Ⓒ Ⓖ

Yellow basket



Caution

Ⓒ Ⓖ

Yellow basket



Caution

Ⓒ Ⓖ

Yellow basket



Caution

Ⓒ Ⓖ

Yellow basket



Caution

Ⓒ Ⓖ

Yellow basket



Caution

Ⓒ Ⓖ

Yellow basket



Caution

Ⓒ Ⓖ

Yellow basket



Caution

Ⓒ Ⓖ

Yellow basket



Caution

Ⓒ Ⓖ

Yellow basket



Caution

Ⓒ Ⓖ

Yellow basket



Caution

Ⓒ Ⓖ

Yellow basket



Caution

Ⓒ Ⓖ

Yellow basket



Caution

Ⓒ Ⓖ

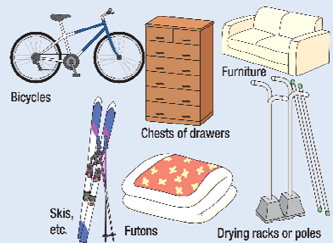
Yellow basket



The following items cannot be disposed of at garbage stations.

Oversized garbage

Items that do not fit in designated bags or baskets



Drop off (bring in) yourself

- Bring to the Nishio Clean Center.
- Fee: Free up to 100 kg;
200 yen per 10 kg over 100 kg

Caution

The order for dropping off garbage is "burnable garbage," "garden waste," "unburnable garbage." Garden waste is recycled. If possible, please avoid mixing your garbage when bringing it in yourself.

Have it collected (door-to-door service; fee is charged)

(1) Apply.

Where to apply: Garbage Reduction Division, city hall branch offices (application by phone is permitted)

Fee: 1,040 yen per item (up to 5 items can be collected at one time)

Collection day: Thursday (Nishio) or Friday (Isshiki, Kira, Hazu) of the week following application
Caution: Items larger than 2 m x 1 m x 1 m or weighing more than 80 kg might not be able to be collected. Bring in your garbage by yourself, or consult with a licensed general waste collection and transportation operator.

(2) Purchase an oversized garbage collection ticket (sticker).


Where to purchase: Garbage Reduction Division, city hall branch offices, Nishi Mikawa Agricultural Cooperative (JA) branches

(3) Attach the oversized garbage collection ticket (sticker) to your oversized garbage.

Caution: Place your oversized garbage at the door or gate of your house that faces a public road by 8:30 a.m. on collection day. Garbage cannot be collected from inside your house, nor can you specify a time for collection.

Caution

- Remove the springs from spring mattresses before disposal.

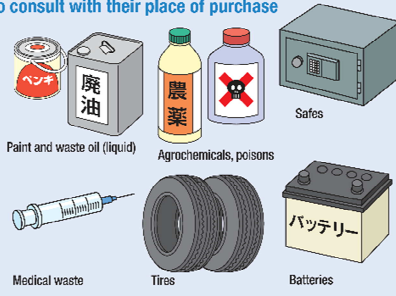


*Please try to reduce garbage by passing on reusable items or selling them to recycling shops.

Items that cannot be handled by Nishio City

Items about which to consult with their place of purchase

- Cars and motorcycles, and their parts
- Slate and drywall
- Electric water heaters, boilers, solar heaters, solar panels



Disposing of fire extinguishers

- Please bring in to or request collection from the Nishio Fire Equipment Inspection Cooperative (Tel. 0563-54-4440)

Disposing of LP gas

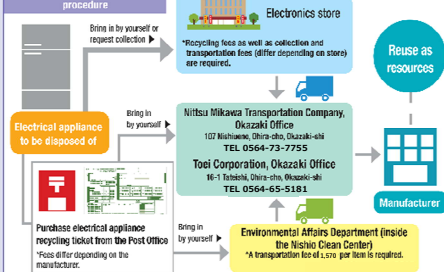
- Aichi Prefecture LP Gas Association (Tel. 052-261-2896)

Specified electrical appliances

Target items and recycling fees

Item	TVs	Air conditioners	Fridges, freezers	Washing machines, clothes driers
Recycling fee (guide)	15-inch or smaller From 1,200 yen (excluding tax) 16-inch or larger From 2,200 yen (excluding tax)	From 900 yen (excluding tax)	170¢ or smaller From 3,400 yen (excluding tax) 171¢ or larger From 4,300 yen (excluding tax)	From 2,300 yen (excluding tax)

Electrical appliance recycling procedure



Caution

- Disposal requires the payment of a recycling fee and transportation to the designated place.

Business-related garbage

- All garbage generated from business activities is known as business-related garbage and cannot be disposed of at garbage stations.

Businesses are responsible for disposing of this garbage appropriately in accordance with the law.

(Example) Garbage from companies, stores, factories, agriculture and fishing activities, hospitals, hairdressers, welfare facilities, hotels, etc.

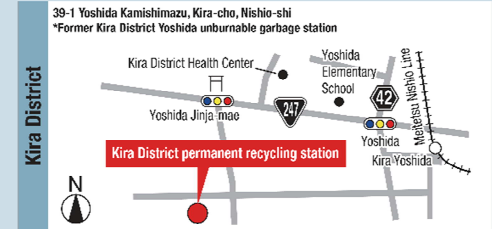
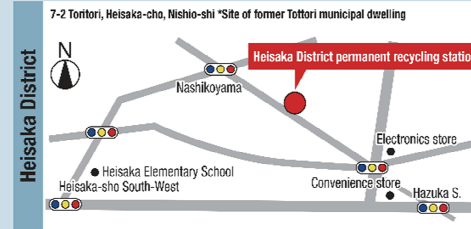
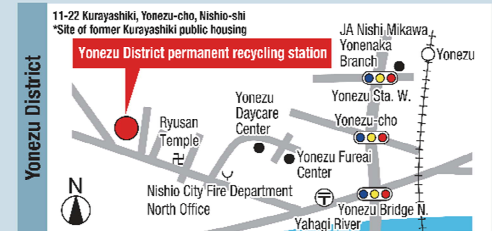
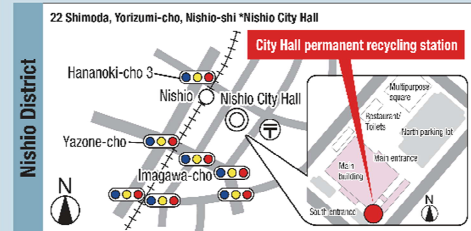
For details, call the Garbage Reduction Division or Aichi Prefecture Industrial Waste Association on 052-332-0346.

Disposal centers where you can bring your garbage

英語版

Permanent recycling station ●Opening hours Daily:10:00 a.m. to 7:00 p.m. (Closed December 31 to January 3)

- Disposable items: Empty cans, empty bottles, metal items such as pots & pans, small electrical appliances, paper, spray cans, cloth, PET bottles, white trays, dry-cell batteries, fluorescent tubes, tempura waste oil (except Nishio District)



Nishio Clean Center

TEL.0563-34-8112 65 Oiwayama, Okayama, Kira-cho

- Disposable items: burnable garbage, unburnable garbage, recyclables

- Opening hours Monday to Friday (also open on public holidays)
8:30 a.m. to 12:00 p.m.
1:00 p.m. to 4:00 p.m.
Saturdays (excl. public holidays)
8:30 a.m. to 11:30 a.m.

- Fees : Up to 100 kg; free
Over 100 kg;200 yen per 10 kg

- Be sure to sort your garbage.
Unsorted garbage may be refused.



Final disposal site for general waste Garbage may be refused depending on its type and size. Contact the final disposal site before bringing in your garbage.

- Disposable items: landfill garbage ● Fee: Free up to 100 kg;200 yen per 10 kg over 100 kg

